

## Technical Information

Characteristic	Specification
Size; Weight	131 mm x 92 mm x 17 mm; 89 grams
Operating Temperature and Relative Humidity	2°C to 50°C 10% RH to 95% RH
Detection Levels	Trace
Shelf Life	1 year
Storage Conditions	Room temperature (i.e. 20°C - 25°C)*

\* Short term excursions up to 50°C are acceptable.

## Detection Information

Explosive Family	Representative Chemicals
Nitroaromatics	TNT, DNT, Tetryl
Nitramines & Nitrate Esters	RDX, HMX, PETN, EGDN, nitroglycerin
Inorganic Nitrates	urea nitrate, ammonium nitrate, black powder
Chlorates & Bromates	potassium chlorate, potassium bromate
Peroxides	TATP, HMTD
Acids	nitric acid, sulfuric acid, citric acid
Bases	potassium hydroxide, sodium hydroxide

### TERMS AND CONDITIONS OF USE

IF THE USER DOES NOT ACCEPT THE FOLLOWING TERMS, THE USER SHOULD NOT USE THE TRACEX KIT. Seller warrants that, for the lesser of two (2) years or the shelf life provided on the Seller's product, its packaging or its literature, its products shall conform to the description of such products as provided on the Seller's product, its packaging or its literature. THIS WARRANTY IS EXCLUSIVE, AND SELLER MAKES NO OTHER WARRANTY, EXPRESS OR IMPLIED, INCLUDING ANY IMPLIED WARRANTY OF MERCHANTABILITY OR FITNESS FOR ANY PARTICULAR PURPOSE. Seller's warranties made in connection with this sale shall not be effective if Seller has determined, in its sole discretion, that Buyer has misused the products in any manner, has failed to use the products in accordance with safe industry standards and practices, or has failed to use the products in accordance with Seller's written operating instructions, or other instructions furnished by Seller to Buyer. Seller's sole and exclusive liability and Buyer's exclusive remedy with respect to products to Seller's satisfaction to be defective or nonconforming shall be replacement of such products without charge or refund of the purchase price, in Seller's sole discretion, upon the return of such products in accordance with Seller's instructions. All claims must be brought within two (2) years of shipment, regardless of their nature. SELLER SHALL NOT IN ANY EVENT BE LIABLE FOR INCIDENTAL, CONSEQUENTIAL OR SPECIAL DAMAGES OF ANY KIND RESULTING FROM ANY USE OR FAILURE OF THE PRODUCTS, EVEN IF SELLER HAS BEEN ADVISED OF THE POSSIBILITY OF SUCH DAMAGE INCLUDING, WITHOUT LIMITATION, LIABILITY FOR LOSS OF USE, LOSS OF WORK IN PROGRESS, DOWN TIME, LOSS OF REVENUE OR PROFITS, FAILURE TO REALIZE SAVINGS, LOSS OF PRODUCTS OF BUYER OR OTHER USE OF ANY LIABILITY OF BUYER TO A THIRD PARTY ON ACCOUNT OF SUCH LOSS, OR FOR ANY LABOR OR ANY OTHER EXPENSE, DAMAGE OR LOSS OCCASIONED BY SUCH PRODUCT INCLUDING PERSONAL INJURY OR PROPERTY DAMAGE UNLESS SUCH PERSONAL INJURY OR PROPERTY DAMAGE IS CAUSED BY SELLER'S GROSS NEGLIGENCE.

### WARNING

While the TraceX Explosives kit is designed to keep all chemicals within its plastic enclosures, human contact with kit chemicals is possible. Do not disassemble kit, reopen kit after use, or ingest any chemicals contained in the kit. If chemicals contact skin or eyes, wash with water and seek medical attention. The kit utilizes ampoules to contain solutions (total volume < 2ml) which may contain strong mineral acids or bases. Dispose of kit following applicable regulations and your organization's disposal policy.



## Operating Instructions










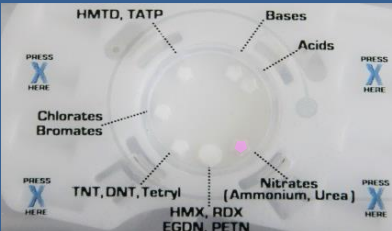

Part Number: 510100



2557 Production Road  
Virginia Beach, Virginia 23454  
United States of America  
+1-757-431-2260  
www.morphtec.com

**MADE IN USA**

US Patent No. 6,284,198 and others pending  
Publication Number: 51-0100A.1-1113

<p><b>Step 1</b></p> 	<p><b>Step 2</b></p> 	<p><b>Step 3</b></p> 	<p><b>Step 4</b></p> 	<p><b>Step 5</b></p> 
<p>Do not use a kit beyond its expiration date. Remove kit from storage bag; open case. Press green dots to crush wetting ampoules. <b>Wait 10 seconds.</b></p>	<p>Press down and <b>immediately release</b> the collector to moisten collector plugs.</p>	<p>Lift handle to remove collector from kit. <b>Do not touch the bottom of the collector to avoid contamination.</b></p>	<p><b>Holding handle, collect sample as follows:</b> <b>Rough Surfaces:</b> dab surface multiple times. <b>Bulk Powder:</b> dab powder 2-3 times. <b>Trace Powder:</b> swab surface thoroughly for 10-20 seconds.</p>	<p>Snap collector into lid, aligning red pointers on the collector and the crusher. Release handle.</p>
<p><b>Step 6</b></p> 	<p><b>Step 7</b></p> 	<p><b>Step 8</b></p> 	<p><b>Step 9</b></p> 	<p><b>Step 10</b></p> 
<p>Push black rib on the crusher to rotate the crusher from STORE to CRUSH.</p>	<p><b>Pull handle sideways</b> to remove the handle with cover. Place the handle and cover in plastic storage bag for disposal.</p>	<p>Close kit and latch. To crush ampoules, hold kit in both hands and use thumbs to <b>forcefully</b> press the lid in all four areas marked: <b>DO NOT REOPEN KIT.</b></p> 	<p>Gently shake kit for 2 seconds. Lay kit flat for 3 minutes to allow time for colors to form in window. In cold temperatures, color formation can take up to 5 minutes.</p>	<p>View kit window for color change. An example color change for Nitrates is shown. Disregard changes to results after 10 minutes. Dispose of kit in plastic storage bag. <b>DO NOT REUSE OR REPURPOSE KIT.</b></p>