

Adapter Instructions

Survivair/Sperian 950150 For use with Survivair SCBA Respirators

Please follow instructions when using Survivair adapter 960150 with OHD part 9513-0130 Kit #1 fit test adapter.

The Inhalation valve must be removed from the 960150 adapter.

- Remove spider gasket
- Remove flat circle diaphragm from spider gasket
- Replace spider gasket back into adapter




Figure 0: Inhalation Valve Intact

After removal of inhalation valve, if there is consistent difficulty passing test subjects, the inner exhalation valves may need to be cleaned.

- Remove the four screws on the adapter (figure 3)
- Separate the two pieces of the adapter by lifting the top portion.
- Clean the underside of the two exhalation valves.
- Reassemble the adapter and proceed with fit testing.




Figure 2: Inhalation Valve Removed




Figure 3: Clean Exhalation valves

Öã cã cãã^ ÖÖÖQ cì} æã } æã &
ÚÚÁÚ cÁ JI ÁÖ^T [c^ Á Á H€
ì €€ì GÈGHÁG FJÈì Ì Èì G ÁæÁG
• æ^• O æ& qB [ÁÁ , , Èæ& qB [