



**INDIANA FACE MASK**  
div. of FSSC LLC

**N95 Respirator  
A105**

***User Instructions***

**IMPORTANT:** Keep these User Instructions for reference.

**⚠ WARNING**

This respirator helps protect against certain particulate contaminants but does not eliminate exposure to or the risk of contracting any disease or infection. **Misuse may result in sickness or death.** For proper use, see supervisor, or *User Instructions*, or call Indiana Face Mask (219)866-2270

**IMPORTANT:**

Before use, the wearer must read and understand these User Instructions. Keep these instructions for reference.

**Description:**

Indiana Face Mask A105 is designed to help provide respiratory protection for the wearer. This respirator has a filter efficiency level of at least 95% against particulate aerosols free of oil†. It is disposable and can fit a wide range of face sizes.



This product contains no components made from natural rubber latex.

**Use For:**

Particles such as those from grinding, sanding, sweeping, sawing, bagging, or processing minerals, coal, iron ore, flour, metal, wood, pollen, and certain other substances. Liquid or non-oil based particles from sprays that do not also emit oil aerosols or vapors. Follow all applicable local regulations.

**Do Not Use For:**


Do not use for gases and vapors, oil aerosols, asbestos, or sandblasting; particulate concentrations that exceed either 10 times the occupational exposure limit or applicable

government regulations, whichever is lower. This respirator does not supply oxygen. In the U.S., do not use when OSHA substance specific standards, such as those for, arsenic, cadmium, lead in the construction industry, or 4,4'-methylene dianiline (MDA).

### Instructions for Use:

1. In the U.S., before occupational use of this respirator, a written respiratory protection program must be implemented meeting all requirements of U.S. OSHA 29 CFR 1910.134 such as medical evaluation, training and fit testing. These user instructions are not a substitute for a written respirator training program which meets the aforementioned requirements. Select and use respirator in accordance with all applicable regulations, standards, and professional guidance. Fit testing must be performed while the test subject is wearing any applicable safety equipment that may be worn during actual respirator use which could interfere with respirator fit, such as hair bonnets and eyewear. This respirator is designed for occupational/ professional use by adults who are properly trained in its use and limitations. OSHA accepted fit test protocols are recommended for fit testing this respirator. Each time a respirator is worn, a fit assessment should be made by the user.
2. Inspect respirator before each use to ensure that it is in good operating condition. Examine all the respirator parts for signs of damage including the two headbands, welds, nose piece, and facepiece material. Ensure there are no holes in the breathing zone and no damage has occurred. The respirator should be disposed of immediately upon observation of damage or missing parts.
3. Leave the contaminated area immediately and contact your supervisor if dizziness, irritation or other distress occurs.
4. This is a single use respirator. It may be used until it becomes difficult to breathe through, damaged, or is thought to be contaminated in any way.
5. Not for use with beards or other facial hair or conditions that prevent a good seal between the face and the sealing edge of the respirator. **This respirator was not designed to be used by children.**

**Fitting Instructions: Must be followed each time respirator is worn.**



1. Cup the respirator in your hand, with the nosepiece at your fingertips, allowing the headbands to hang freely below your hand.
2. Position the respirator under your chin with the nosepiece up. Pull the top strap over your head resting it high at the top back of your head. Pull the bottom strap over your head and

position it around the neck below the ears. Make certain hair, facial hair, jewelry and clothing are not between your face and the respirator as they will interfere with fit.





3. Place your fingertips from both hands at the top of the metal nosepiece. Using two hands, mold the nose area to the shape of your nose by pushing inward while moving your fingertips down both sides of the nosepiece. Pinching the nosepiece using one hand may result in improper fit and less effective respirator performance (Use two hands).

4. Perform a User Seal Check. To check the respirator-to-face seal, place both hands completely over the respirator and exhale. Be careful not to disturb the position of the respirator. If air leaks around nose, readjust the nosepiece as described in step 3. If air leaks around the respirator edges, adjust position of straps and make certain respirator edges fit snugly against the face. **If you CANNOT achieve a proper seal, DO NOT enter any contaminated areas. See your supervisor.**

**Removal Instructions:**

Without touching the respirator, slowly lift the bottom strap from around your neck up and over your head. Then lift off the top strap. Store or discard according to your facility’s infection control policy. Dispose of used product in accordance with applicable regulations.

**Storage Conditions and Shelf Life:** Before use, store respirators in the original packaging, away from contaminated areas, dust, sunlight, extreme temperatures, excessive moisture and damaging chemicals. When stored in original packaging between temperatures from -4°F (-20°C) to +86°F (+30°C) and not exceeding 80% RH, the product may be used until the date specified on packaging located next to the “Use by Date” symbol.

-  Use by Date
-  Manufacturer
-  Date of Manufacture
-  Manufacturer’s Lot Number relevant to the device bearing the symbol

**NIOSH Approved N95 Respirator:**

At least 95% filtration efficiency against solid and liquid aerosols that do not contain oil.



Indiana Face Mask, div. of FSSC LLC  
3300 Clark Street  
Rensselaer, IN 47978



Read and understand user instructions prior to use. User must adhere to all Cautions and Limitations.

THIS RESPIRATOR IS APPROVED ONLY IN THE FOLLOWING CONFIGURATION:

TC-	PROTECTION <sup>1</sup>	RESPIRATOR	CAUTIONS AND LIMITATIONS <sup>2</sup>
		A105	
84A-XXXX	N95	X	ABCJMNOP

#### 1. Protection

N95 -Particulate Filter (95% filter efficiency level). Effective against particulate aerosols free of oil; time use restrictions may apply.

#### 2. CAUTIONS and LIMITATIONS

- A Not for use in atmospheres containing less than 19.5 percent oxygen.
- B Not for use in atmospheres immediately dangerous to life or health.
- C Do not exceed maximum use concentrations established by regulatory standards.
- J Failure to properly use and maintain this product could result in injury or death.
- M All approved respirators shall be selected, fitted, used, and maintained in accordance with MSHA, OSHA, and other applicable regulations.
- N Never substitute, modify, add, or omit parts. Use only exact replacement parts in the configuration as specified by the manufacturer.
- O Refer to User Instructions, and/or maintenance manuals for information on use and maintenance of these respirators.
- P NIOSH does not evaluate respirators for use as surgical masks.

#### FOR MORE INFORMATION

and assistance on Indiana Face Mask products contact an IFM representative at 219-866-2700.

Made in U.S.A.

 FSSC LLC  
3300 Clark Street  
Rensselaer, IN 47978

Document Date: October 2020